

Differences in formulation and bioavailability of commercial injectable fat-soluble vitamin products.

D. B. Snider¹, R. A. Zinn², and R. L. Stuart³

¹Iowa State University, Veterinary Diagnostic Lab, Ames; ²University of California-El Centro; ³Stuart Products, Inc., Bedford, TX

Introduction

- Cattle may benefit from an injection of fat-soluble vitamins during critical times when vitamin status may be low. After birth, feedlot arrival, prior to breeding or calving, and drought conditions are times to use injectable fat-soluble vitamins.
- Unlike vitamins A and D, vitamin E is not stored in tissues. Therefore, vitamin E is depleted more quickly.
- One product formula is marketed under several private labels with vitamin potencies similar to **VITAL E[®]-A+D**; however, bioavailability data for that product compared to **VITAL E-A+D** is unavailable.
- Injectable fat-soluble vitamins are utilized more rapidly and efficiently compared to a single oral dose provided the injected product is bioavailable.
- A pioneer injectable fat-soluble vitamin product (**VITAL E-A+D**) was introduced in 1989. The major difference between it and earlier products is the level and source of vitamin E (tocopherol vs tocopheryl acetate); level and source of vitamin A (retinyl palmitate vs retinyl propionate); and level of vitamin D.
- Several products labeled identical as the pioneer product are being marketed with no bioavailability data.
- Two experiments were conducted to measure serum vitamin E and vitamin A status of **VITAL E-A+D** (Stuart Products, Inc.) compared to **NATURAL EAD** (Neogen Corp.). Incoming feedlot calves and dairy replacement heifers were utilized in the experiments.

One mL of **VITAL E-A+D** contains

300 I.U. vitamin E (d-alpha-tocopherol),
100,000 I.U. vitamin A (retinyl-palmitate), and
10,000 I.U. vitamin D (cholecalciferol).

One mL of **NATURAL EAD** contains

300 I.U. vitamin E (d-alpha-tocopherol),
100,000 I.U. vitamin A (retinyl-propionate), and
10,000 I.U. vitamin D (cholecalciferol).

Methods

In experiment 1, randomly selected 130 kg feedlot calves (n= 5) were injected S.Q. with 5 mL **VITAL E-A+D** and others (n= 5) were injected S.Q. with **NATURAL EAD**. Serum samples were obtained prior to injection (initial) and d 1, 2, and 7 post-injection and analyzed for α -tocopherol and total vitamin A (retinol plus retinyl-esters).

To further define serum levels during the initial 24 h post-injection, experiment 2 was conducted. Holstein replacement dairy calves (n= 4) (200 kg) were injected S.Q. with 6 mL **VITAL E-A+D** and others (n=4) were injected S.Q. with 6 mL **NATURAL EAD**. Serum samples were taken initially and 4, 8, 12, and 24 h post-injection and analyzed for α -tocopherol, and total vitamin A.

Serum was analyzed for vitamin E (alpha-tocopherol) and vitamin A (retinol, retinyl palmitate and retinyl propionate) by Veterinary Diagnostic Laboratory, Iowa State University, Ames.

Paired t-test was used to determine differences between products.

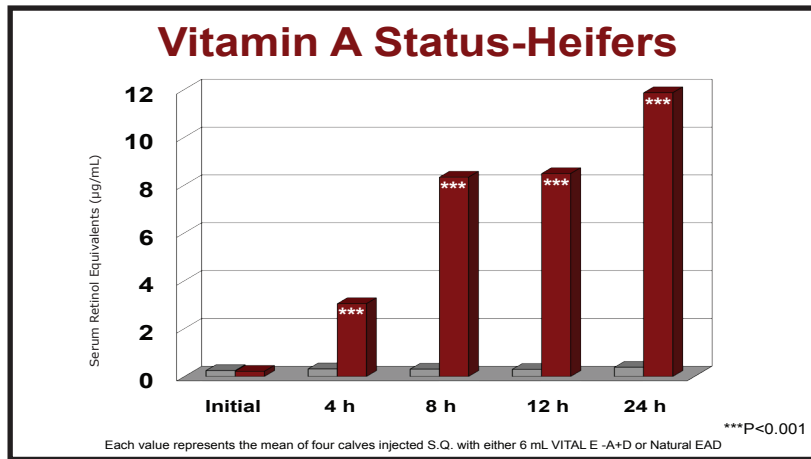
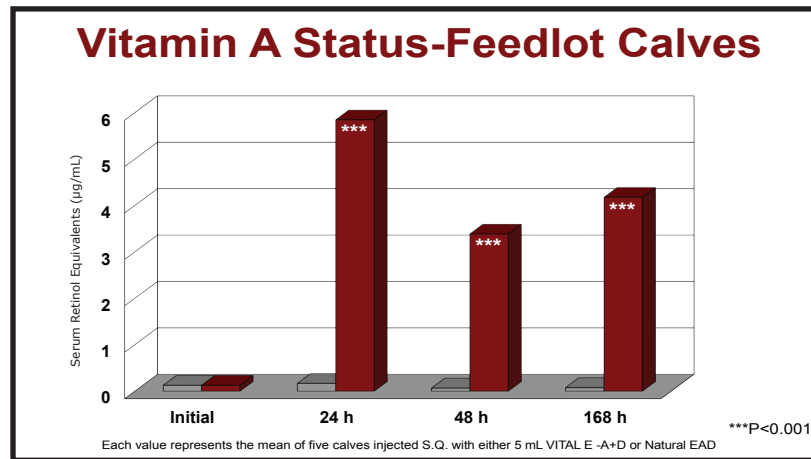
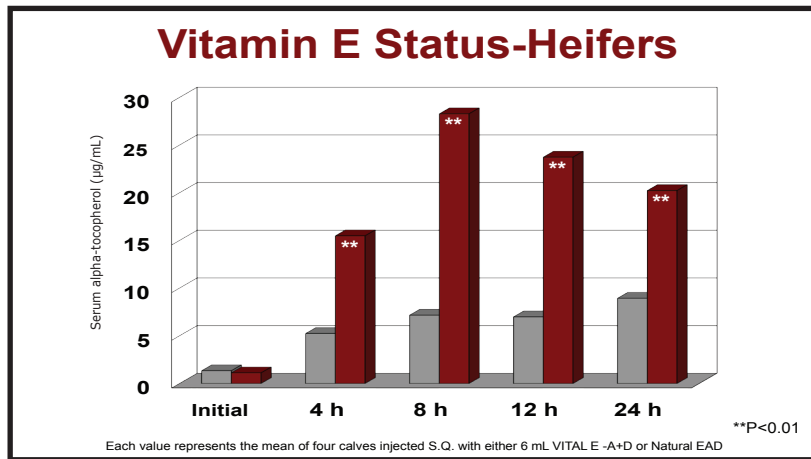
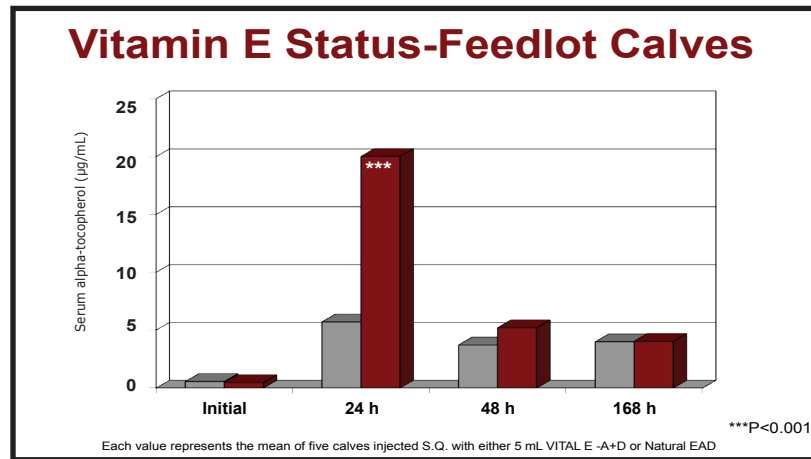
Discussion

- Found dramatic differences in bioavailability between the two products in favor of **VITAL E-A+D**.
- Increase in vitamin A status was mainly due to increase in retinyl palmitate levels. Retinyl propionate was undetected in those cattle injected with retinyl propionate.
- The C_{max} for vitamin E was 8 hrs after injection of **VITAL E-A+D**.
- The C_{max} for vitamin A was 24 hrs after injection of **VITAL E-A+D**.
- The form of Vitamin A (retinyl propionate) used in **Natural EAD** was undetectable resulting in no improvement in serum status.

Continued on back

Results

■ Natural EAD ■ VITAL E-A+D



Conclusion

- Vitamin potencies on labels were similar, but bioavailability was not.
- Before utilizing injectable fat-soluble vitamins, be sure manufacturer can provide bioavailability data.
- VITAL E-A+D is an excellent injectable source of supplemental fat-soluble vitamins E, A and D.
- Retinyl propionate is not an appropriate injectable source of vitamin A.

Vitamin Potencies

1.83 µg retinyl palmitate = 1 µg retinol = 3.3 I.U. vitamin A
 1 µg d-alpha tocopherol (RRR-alpha-tocopherol) = 0.00149 I.U. vitamin E
 1 µg cholecalciferol = 40 I.U. Vitamin D

Abstract Number 1890, 2014 JAM

 STUARTPRODUCTS.COM